

PARTICIPANT STUDY GUIDE

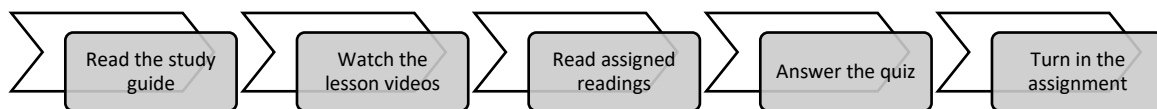
| | |
|--------|---|
| COURSE | CERTIFICATE IN INSTRUCTIONAL DESIGN AND DEVELOPMENT |
| MODULE | MODULE 8 EVALUATION |

Time Needed for this Module: _____ HRS/MIN







Materials needed for this lesson:

- You can access all course materials online. We recommend that you use a laptop or PC

Module Pathway



| | |
|--|--|
| | Module 8 Formative evaluation is performed throughout the design and development processes while summative evaluation is conducted after the delivery of instruction. Stakeholders may have other bottom-line questions. |
| | Module Pathway You're on the first step of the pathway. You should view the microlesson videos followed by recommended readings. After completing the 'Read, Watch' activities complete the End-of-Module quiz. Finally, look for the assignment instructions and turn in your assignment. |
| | M8 L1 Watch the microlesson: Formative Evaluation |
| | Read Chapter 10 Determining the Success of Instructional Design Product and Process From page 16, Essentials of Instructional Design e-book Brown and Green |

| | |
|---|--|
| | |
|  | M8 L2 Watch the microlesson: Summative Evaluation |
|  | Read: Kirkpatrick and Beyond, Evaluating at Different Levels From page 31 |
|  | M8 L3 Watch the microlesson: Real World Evaluation |
|  | Read: Real World Evaluation, Chapter 1 Introduction Phillips and Phillips |
|  | Do the End of Module Quiz |
|  | Assignment: You have been asked to do a Re-Skilling Program to train 20 of your experienced construction foremen to transfer into the role of Construction Instructors. What are some Real-World Evaluation questions and how will you proceed to answer them? |